

# UED Report

12\_Joseph\_UED\_PA1



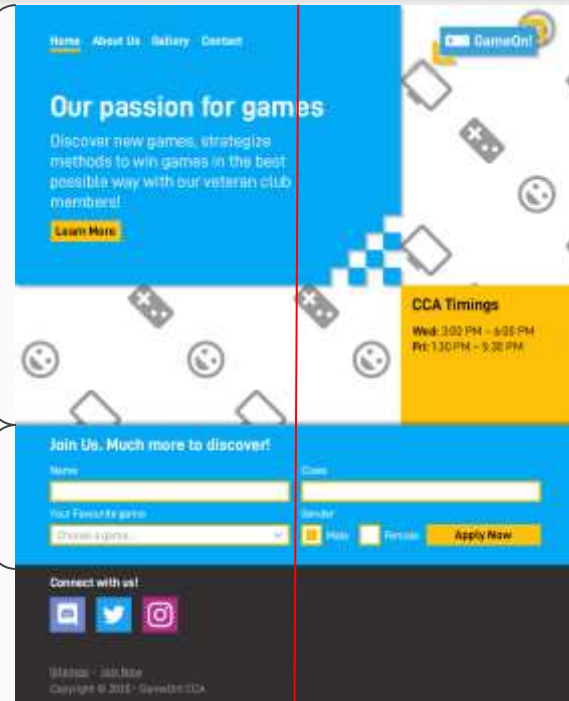
# Balance

## Asymmetrical balance

For a more casual, modern looking design

## Symmetrical balance

A more formal looking form



# Proximity

## The navbar

The navbar links are close to each other to form a group



[Home](#) [About Us](#) [Gallery](#) [Contact](#)

## Navigation group



[Home](#) [About Us](#) [Gallery](#) [Contact](#)

## Banner group

### Our passion for games

Discover new games, strategize methods to win games in the best possible way with our veteran club members!

[Learn More](#)



# Alignment - 1

All content have 50px right and left padding and most content and left-aligned



# Alignment - 2

Red lines shows alignment



Join Us. Much more to discover!

Name

Class

Your Favourite game

Gender  Male  Female

The image shows a registration form with a blue header and a white body. The form is divided into two columns by a vertical red line. The left column contains the 'Name' and 'Your Favourite game' fields. The right column contains the 'Class' and 'Gender' fields. A yellow 'Apply Now' button is located at the bottom right. A yellow box on the left with the text 'Red lines shows alignment' has an arrow pointing to the red vertical line in the form.

# Repetition - 1

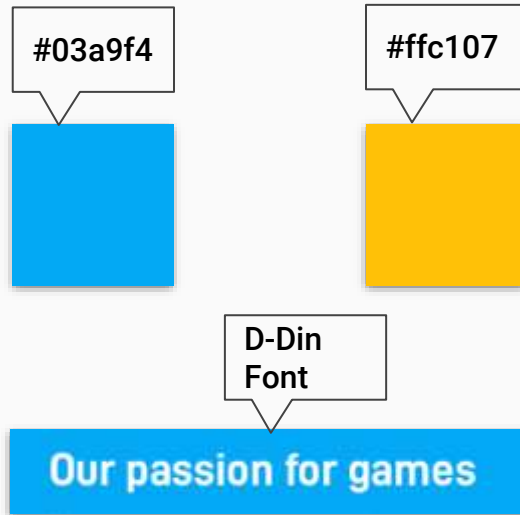
## Background

The background has a repeated pattern that cycle through icons



# Repetition - 2

Same theme colours and font are used repeatedly throughout the site



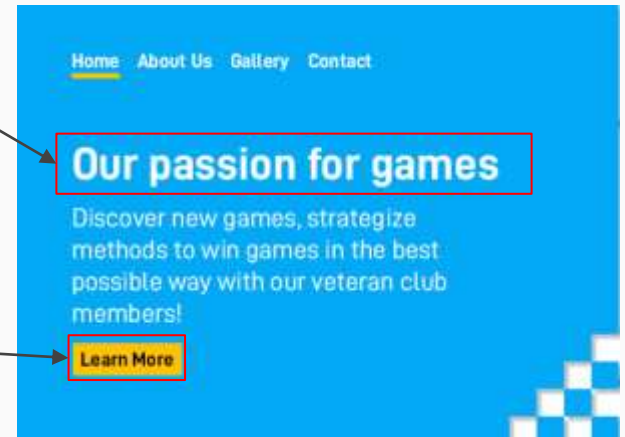
# Contrast

## Title

Has a medium variant font and larger font size to stand out from the paragraph text

## Button

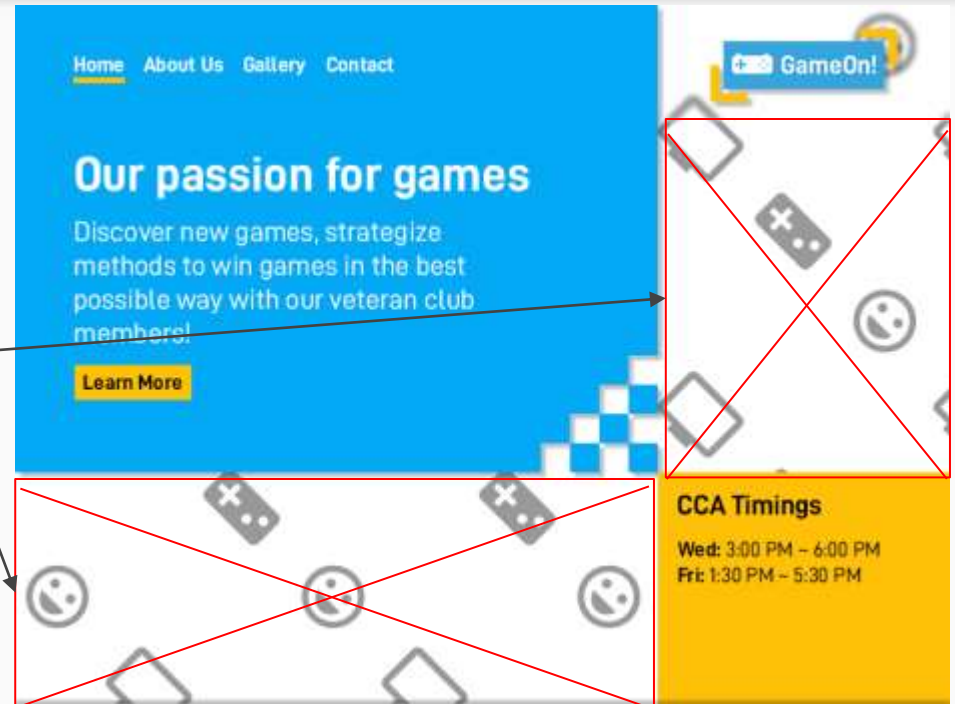
Has a different colour and black text colour to differentiate from regular text





# Whitespace

**Red boxes indicates whitespace**  
To give a clean look (There are more  
whitespace but not indicated)



# Cue

The buttons have a different text colour and is enclosed in a yellow box to acts as a cue for a clickable button

```
graph LR; A[The buttons have a different text colour and is enclosed in a yellow box to acts as a cue for a clickable button] --> B[Learn More]; A --> C[Apply Now];
```

Learn More

Apply Now

# Feedback - 1

The yellow line under the navbar link text  
feedbacks to the user about the current active  
page

The line will change depending on the site  
location, giving feedback



Home About Us Gallery Contact

# Feedback - 2

The yellow box in the radio button feedbacks the user about the gender option selected

The square box will appear when the user clicks on it, giving feedback on the users option



# Affordance

The arrow on the dropdown option input box gives the user an idea that it is a dropdown without explanation its also used on many web pages

